



The Lapa[™] Company

L I F E O U T D O O R S



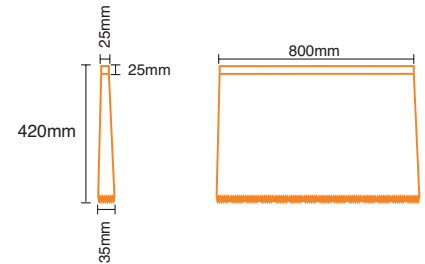
Cape Reed Thatch Tiles

thelapacompany.co.uk









Cape Reed Thatch Tiles

Cape Reed thatch tiles are an excellent way of creating a thatched roof, but without the expense and time associated with a genuine thatch. This do it yourself thatching system is easy to install, durable and long lasting. No special tools or skills are required. Tiles can be used to cover existing structures or provide an alternative finish on new projects.



Specifications

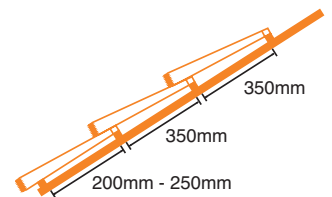
-  **Standard Tile** - Covers straight or circular roof sections. Measures 800mm wide x 420mm high
£14.90 per tile (including VAT)
-  **Heavy Tile** - Contains 50% more reed than a standard tile and is used to on the top row of circular structures.
Measures 800mm wide x 420mm high
£17.90 per tile (including VAT)
-  **Top Cone** - Finishes the top of a circular roof.
£47.95 per cone (including VAT)
-  **Corner Tile** - The corner tile has been specifically designed to cover sharp direction changes such as hips found on rectangular, hexagonal or octagonal roofs
£18.50 per tile (including VAT)
-  **Ridge Tile** - This tile provides an extremely neat method of finishing straight ridges on rectangular or oval roofs.
Measures 800mm wide x 420mm high.
£69.95 per tile (including VAT)
-  **Ridge End Cap** - A tile specifically designed to neatly finish the ends of a ridge on rectangular or oval roofs.
£47.95 per cap (including VAT)

Discounts are available for volume purchases. Contact us for further details.



Installing Reed Thatch Tiles

All tiles are supplied with clips that can be fastened to an 8mm bar or rope. Alternatively they can simply be nailed to a standard roof baton. We would recommend a minimum roof pitch of 30 degrees. Tiles should be installed with a minimum overlap of 50mm. Once installed tiles are 98% water tight, require no maintenance and have a lifespan of 6-10 years. Standard tiles are supplied in boxes of 6 tiles and cover 1.6 sqm.



NB: When using corner tiles the distance between fixings should be reduced from 350mm to 250mm